


DPM SERIES

LOW PROFILE PIANO "SMT" TYPE



◆ Features

- Double contact system for high reliability.
- Vapor phase and IR-reflow solderable.
- Washable type is fully sealed.
- Top tape sealing for permeability during washing.
- Insert molding of terminals improves flux proofness.
- Gold plated in contact area and tin plated in solder area (**tin/gold**).



◆ Specifications

1. ELECTRICAL

- 1-1 Contact Rating
- switching : 25 mA, 24 VDC
 - non-switching : 100 mA
- 1-2 Contact Resistance
- initial : 50 m max.
 - after life test : 100 m max.
- 1-3 Insulation Resistance : 100 M min. at 500 VDC
- 1-4 Dielectric Strength : 300 VAC for 1 min.
- 1-5 Capacitance between adjacent switches : 5pF max.

2. MECHANICAL and ENVIRONMENTAL

- 2-1 Temperature rating
- operating : -20°C to +70°C
 - storage : -40°C to +85°C
- 2-2 Operating force : 800 g max.
- 2-3 Mechanical life : 200 operations
- 2-4 Vibration : 10 Hz - 50 Hz - 10 Hz for 2 hours
- 2-5 Solderability : 95% coverage after 230°C +/- 5°C for 5 sec.
- 2-6 Soldering temperature : 210°C for 20 sec., 230°C peak for 3 sec.

◆ Dimensions and circuitry

DIMENSION A

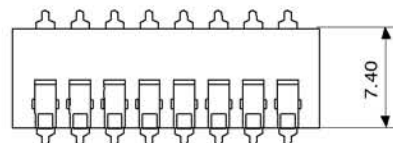
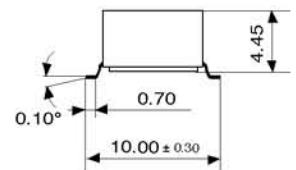
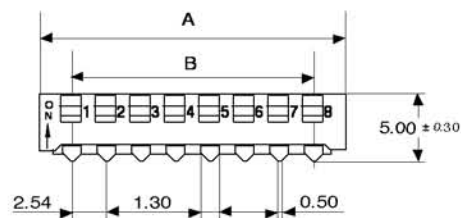
Position	2	3	4	5	6	7	8	9	10	12
A	7.37 (0.290)	9.91 (0.310)	12.45 (0.490)	14.99 (0.590)	17.53 (0.690)	20.07 (0.790)	22.61 (0.890)	25.15 (0.990)	27.69 (1.090)	32.77 (1.290)


Unit: mm (inch)

DIMENSION B

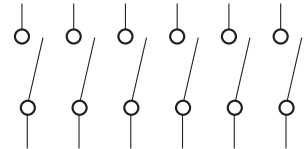
Position	2	3	4	5	6	7	8	9	10	12
B	2.54 (0.100)	5.08 (0.200)	7.62 (0.300)	10.16 (0.400)	12.70 (0.500)	15.24 (0.600)	17.78 (0.700)	20.32 (0.800)	22.86 (0.900)	27.94 (1.100)

Unit: mm (inch)

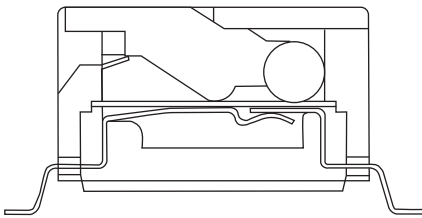




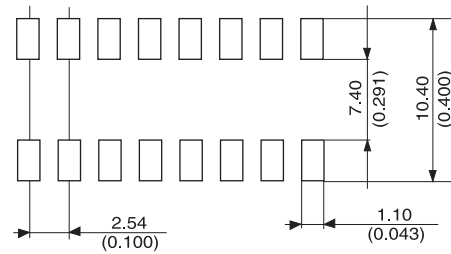
◆ Circuit diagram



◆ Construction



◆ P.C.B SMT Pad layout



◆ Options

- Tape & Reel packing option
- Washable fully sealed type adapted to all washing operations
- Long and short actuators

◆ Part Numbering System

DPM - 1 XX - X X X Z

